

HEALTHLINK

Volume 2, Issue 2

June 2004

IF YOU HAVE BEEN TOLD BY YOUR DOCTOR:

1. You have high BP
2. You have high Cholesterol
3. You have diabetes or high blood sugar
4. You smoke cigarettes now
5. You have a first degree relative who had a heart condition before age 50

DO NOT GET THE SMALLPOX VACCINE if you have 3 or more of the above risk factors.

FACTS ABOUT BOTULISM.....

Botulism is a muscle-paralyzing disease caused by a toxin made by a bacterium called Clostridium botulinum. There are three main kinds of botulism:

1. Foodborne botulism.
2. Infant botulism
3. Wound botulism

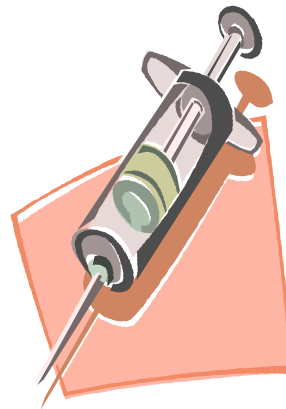
Botulism is not spread from one person to another. Foodborne botulism can occur in all age groups. Most patients eventually recover after weeks to months of care.

SMALLPOX TRAINING OFF TO A GOOD START

Nursing volunteers from Marshall County participated in a Smallpox Vaccination Clinic during the month of March. Three clinics were offered on March 2, 6 and 10, covering subjects such as: Anthrax, Pneumonic Plague, Viral Hemorrhagic Fevers, Ricin and Sarin. Volunteers participated in a vaccination practice session following a review of smallpox facts and a smallpox vaccination administration video.

We at the Health Department are excited about the interest expressed on the part of our volunteers and are working towards bring-

ing more information to you in the future. Look for future dates in upcoming newsletters.



DID YOU KNOW.....

Some people are at greater risk for serious side effects from the smallpox vaccine? Individuals who have any of the following conditions, or live with someone who does, should NOT get the smallpox vaccine unless they have been exposed to the smallpox virus:

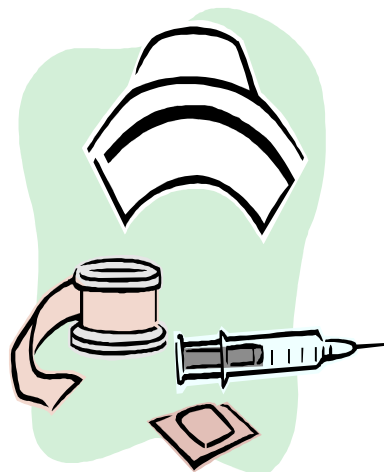
- Excema or atopic dermatitis
- Skin conditions such as burns, shingles, impetigo, herpes, severe acne or psoriasis.
- Weakened Immune System
- Pregnancy or plans to become pregnant within one month of vaccination.

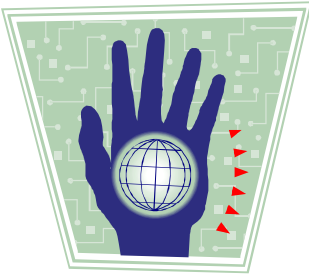
DON'T HESITATE!

Tell your provider if you have any of the above conditions.

MOCK DISASTER 2004

Set your calendars now. Mock Disaster 2004 is scheduled for Saturday, September 11th. We will be looking for 100 volunteers to participate in this one-day event. Give us a call at 845-7840 to sign up now.





Caption describing picture or graphic.

Inside Story Headline

This story can fit 150-200 words.

One benefit of using your newsletter as a promotional tool is that you can reuse content from other marketing materials, such as press releases, market studies, and reports.

While your main goal of distributing a newsletter might be to sell your product or service, the key to a successful newsletter is making it useful to your readers.

A great way to add useful

content to your newsletter is to develop and write your own articles, or include a calendar of upcoming events or a special offer that promotes a new product.

You can also research articles or find “filler” articles by accessing the World Wide Web. You can write about a variety of topics but try to keep your articles short.

Much of the content you put in your newsletter can also be used for your Web site. Microsoft Publisher offers a simple way to convert your

newsletter to a Web publication. So, when you’re finished writing your newsletter, convert it to a Web site and post it.

“To catch the reader’s attention, place an interesting sentence or quote from the story here.”

Inside Story Headline

This story can fit 100-150 words.

The subject matter that appears in newsletters is virtually endless. You can include stories that focus on current technologies or innovations in your field.

You may also want to note business or economic trends, or make predictions for your customers or clients.

If the newsletter is distributed internally, you might comment upon new procedures or improvements to the business. Sales figures or earnings will show how your business is growing.

Some newsletters include a column that is updated every issue, for instance, an advice column, a book review, a letter from the president, or an editorial. You

can also profile new employees or top customers or vendors.

Inside Story Headline

This story can fit 75-125 words.

Selecting pictures or graphics is an important part of adding content to your newsletter.

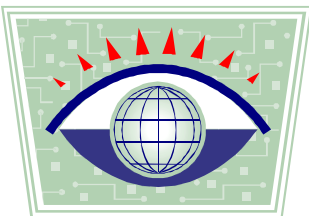
Think about your article and ask yourself if the picture supports or enhances the message you’re trying to convey. Avoid selecting im-

ages that appear to be out of context.

Microsoft Publisher includes thousands of clip art images from which you can choose and import into your newsletter. There are also several tools you can use to draw shapes and symbols.

Once you have chosen an image, place it close to the

article. Be sure to place the caption of the image near the image.



Caption describing picture or graphic.

Inside Story Headline

This story can fit 150-200 words.

One benefit of using your newsletter as a promotional tool is that you can reuse content from other marketing materials, such as press releases, market studies, and reports.

While your main goal of distributing a newsletter might be to sell your product or service, the key to a successful newsletter is making it useful to your readers.

A great way to add useful

content to your newsletter is to develop and write your own articles, or include a calendar of upcoming events or a special offer that promotes a new product.

You can also research articles or find "filler" articles by accessing the World Wide Web. You can write about a variety of topics but try to keep your articles short.

Much of the content you put in your newsletter can also be used for your Web site. Microsoft Publisher offers a simple way to convert your

newsletter to a Web publication. So, when you're finished writing your newsletter, convert it to a Web site and post it.



Caption describing picture or graphic.

Inside Story Headline

This story can fit 100-150 words.

The subject matter that appears in newsletters is virtually endless. You can include stories that focus on current technologies or innovations in your field.

You may also want to note business or economic trends, or make predictions for your customers or clients.

If the newsletter is distributed internally, you might comment upon new procedures or improvements to the business. Sales figures or earnings will show how your business is growing.

Some newsletters include a column that is updated every issue, for instance, an advice column, a book review, a letter from the president, or an editorial. You

can also profile new employees or top customers or vendors.

"To catch the reader's attention, place an interesting sentence or quote from the story here."

Inside Story Headline

This story can fit 75-125 words.

Selecting pictures or graphics is an important part of adding content to your newsletter.

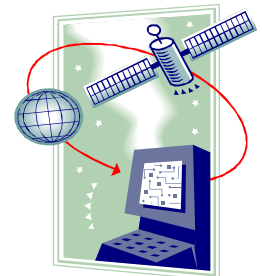
Think about your article and ask yourself if the picture supports or enhances the message you're trying to convey. Avoid selecting im-

ages that appear to be out of context.

Microsoft Publisher includes thousands of clip art images from which you can choose and import into your newsletter. There are also several tools you can use to draw shapes and symbols.

Once you have chosen an image, place it close to the

article. Be sure to place the caption of the image near the image.



Caption describing picture or graphic.

**MARSHALL COUNTY HEALTH
DEPARTMENT**

PO Box 429
Moundsville, WV 26041


Your Address Line 3

Phone: 304-845-7840
Fax: 304-843-9837
Email: mchd@wvdhhr.org

Mailing Address Line 1
Mailing Address Line 2
Mailing Address Line 3
Mailing Address Line 4
Mailing Address Line 5



**Your link to a healthy community
partnership**



**Caption describing picture or
graphic.**

Back Page Story Headline

This story can fit 175-225 words.

If your newsletter is folded and mailed, this story will appear on the back. So, it's a good idea to make it easy to read at a glance.

A question and answer session is a good way to quickly capture the attention of readers. You can either compile questions that you've received since the last edition or you can summarize some generic questions that are frequently asked about your organization.

A listing of names and titles of managers in your organization is a good

way to give your newsletter a personal touch. If your organization is small, you may want to list the names of all employees.

If you have any prices of standard products or services, you can include a listing of those here. You may want to refer your readers to any other forms of communication that you've created for your organization.

You can also use this space to remind readers to mark their calendars for a regular event, such as a breakfast meeting for vendors every third Tuesday of the month, or a

biannual charity auction.

If space is available, this is a good place to insert a clip art image or some other graphic.